

## Data sheet | Item number: 221-415

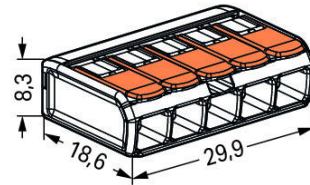
COMPACT Splicing Connector; for all conductor types; max. 4 mm<sup>2</sup>; 5-conductor; with levers; transparent housing; Surrounding air temperature: max 85°C (T85); 4,00 mm<sup>2</sup>; transparent

[www.wago.com/221-415](http://www.wago.com/221-415)



RoHS Compliant

[BOMcheck.net](https://www.bomcheck.net)



### Item description

Your Benefits:

- Ease of use – pull the lever up, insert a conductor and push the lever back down
- Available as 2-, 3- and 5-wire connectors
- Easily terminate conductors from 0.14 to 4 mm<sup>2</sup>

Subject to changes. Please also observe the further product documentation!

WAGO Kontakttechnik GmbH & Co. KG  
Hansastr. 27  
32423 Minden  
Phone: +49571 887-0 | Fax: +49571 887-169  
Email: [info.de@wago.com](mailto:info.de@wago.com) | Web: [www.wago.com](http://www.wago.com)

Do you have any questions about our products?  
We are always happy to take your call at +34 916 621 362.



- Connect solid, stranded and fine-stranded conductors
- Time savings for installers and device manufacturers
- Quickly install devices with higher levels of power consumption
- Safely install long cable runs with larger conductor cross sections
- Mounting carrier for installation conforms to standards
- Custom carriers are possible

**Nota de seguridad 1:**

en redes con toma de tierra

**Data****Datos eléctricos****Ratings per IEC/EN 60664-1**

Datos asignados según	EN 60664
Tensión asignada (II / 2)	450 V
Tensión de choque asignada (II / 2)	4 kV
Corriente asignada	32 A
Leyenda datos asignados	(II / 2) Δ Overvoltage category II / Pollution degree 2

**Approvals per UL 1059**

Tensión asignada UL (Use Group C)	600 V
Corriente asignada según UL (Use Group C)	20 A

**Datos de conexión**

Tipo de conexión	CAGE CLAMP® (CLEMA CEPO)
Tipo de accionamiento	Tecla de accionamiento
Materiales de conductor conectables	Cobre
Sección nominal	4 mm²
Conductor rígido	0,2 ... 4 mm² / 24 ... 12 AWG
Conductores semi-rígidos	0,2 ... 4 mm² / 24 ... 12 AWG
Conductor flexible	0,14 ... 4 mm² / 24 ... 12 AWG
Longitud de pelado	11 mm / 0.43 inch
Número total de puntos de conexión	5
Número total de potenciales	1
Tipo de cableado	conexión lateral

Subject to changes. Please also observe the further product documentation!

WAGO Kontakttechnik GmbH & Co. KG  
 Hansastr. 27  
 32423 Minden  
 Phone: +49571 887-0 | Fax: +49571 887-169  
 Email: [info.de@wago.com](mailto:info.de@wago.com) | Web: [www.wago.com](http://www.wago.com)

Do you have any questions about our products?  
 We are always happy to take your call at +34 916 621 362.



## Datos geométricos

Ancho	29,9 mm / 1.177 inch
Altura	8,3 mm / 0.327 inch
Profundidad	18,6 mm / 0.732 inch

## Datos de materiales

Color	transparente
Clase de inflamabilidad según UL 94	V2
Color del elemento accionador	naranja
Peso	4 g

## Condiciones ambientales



Temperatura ambiente (servicio)	85 ... 85 °C
Continuous operating temperature	105 ... 105 °C
T-Marking per EN 60998	T85

## Datos comerciales

Product Group	7 (Push Wire Conn.)
Tipo de embalaje	BOX
Country of origin	DE
GTIN	4055143234658
Customs tariff number	85369010000

## Approvals / Certificates

### Country specific Approvals

Logo	Approval	Additional Approval Text	Certificate name
	CCA DEKRA Certification B.V.	EN 60998	NTR NL-7642
	CCA DEKRA Certification B.V.	EN 60998	71-101731

### Ship Approvals

Certificate



Subject to changes. Please also observe the further product documentation!

WAGO Kontakttechnik GmbH & Co. KG  
 Hansastr. 27  
 32423 Minden  
 Phone: +49571 887-0 | Fax: +49571 887-169  
 Email: [info.de@wago.com](mailto:info.de@wago.com) | Web: [www.wago.com](http://www.wago.com)

Do you have any questions about our products?  
 We are always happy to take your call at +34 916 621 362.

Logo	Approval	Additional Approval Text	name
	<b>ABS</b> American Bureau of Shipping	-	18- HG1755093- PDA
	<b>DNV GL</b> Det Norske Veritas, Germanischer Lloyd	EN 60998	TAE000015T
	<b>LR</b> Lloyds Register	EN 60998	04/20013 (E8)




#### UL-Approvals

Logo	Approval	Additional Approval Text	Certificate name
	<b>UL</b> Underwriters Laboratories Inc.	UL 467	E201573
	<b>UL</b> Underwriters Laboratories Inc.	UL 486C	E69654

#### Counterpart

#### Compatible products

##### Mounting adapter

	<b>Item no.: 221-500</b> Mounting carrier; 221 Series - 4 mm <sup>2</sup> ; for DIN-35 rail mounting/screw mounting; orange	<a href="http://www.wago.com/221-500">www.wago.com/221-500</a>
	<b>Item no.: 221-500/000-006</b> Mounting carrier; 221 Series - 4 mm <sup>2</sup> ; for DIN-35 rail mounting/screw mounting; blue	<a href="http://www.wago.com/221-500/000-006">www.wago.com/221-500/000-006</a>
	<b>Item no.: 221-500/000-053</b> Mounting carrier; 221 Series - 4 mm <sup>2</sup> ; for DIN-35 rail mounting/screw mounting; dark gray-yellow	<a href="http://www.wago.com/221-500/000-053">www.wago.com/221-500/000-053</a>

Subject to changes. Please also observe the further product documentation!

WAGO Kontakttechnik GmbH & Co. KG  
Hansastr. 27  
32423 Minden  
Phone: +49571 887-0 | Fax: +49571 887-169  
Email: [info.de@wago.com](mailto:info.de@wago.com) | Web: [www.wago.com](http://www.wago.com)

Do you have any questions about our products?  
We are always happy to take your call at +34 916 621 362.

**Item no.: 221-505**Mounting carrier; for 5-conductor terminal blocks; 221 Series - 4 mm<sup>2</sup>; for screw mounting; white[www.wago.com/221-505](http://www.wago.com/221-505)**Item no.: 221-505/000-004**Mounting carrier; for 5-conductor terminal blocks; 221 Series - 4 mm<sup>2</sup>; for screw mounting; black[www.wago.com/221-505/000-004](http://www.wago.com/221-505/000-004)**Item no.: 221-515**Mounting carrier; for 5-conductor terminal blocks; 221 Series - 4 mm<sup>2</sup>; with snap-in mounting foot for horizontal mounting; white[www.wago.com/221-515](http://www.wago.com/221-515)**Item no.: 221-515/000-004**Adaptador de fijación; para bornas de 5 conductores; Serie 221 - 4 mm<sup>2</sup>; c/tetones de anclaje p/mont. horizontal; negro[www.wago.com/221-515/000-004](http://www.wago.com/221-515/000-004)**Item no.: 221-525**Adaptador de fijación; para bornas de 5 conductores; Serie 221 - 4 mm<sup>2</sup>; c/tetones de anclaje p /montaje vertical; blanco[www.wago.com/221-525](http://www.wago.com/221-525)**Item no.: 221-525/000-004**Mounting carrier; for 5-conductor terminal blocks; 221 Series - 4 mm<sup>2</sup>; with snap-in mounting foot for vertical mounting; black[www.wago.com/221-525/000-004](http://www.wago.com/221-525/000-004)**Downloads****Documentation****Additional Information**

Technical explanations	03-abr-2019	pdf 2,1 MB	Download
------------------------	-------------	---------------	----------

**CAD/CAE-Data****CAD data**

2D/3D Models 221-415	URL	Download
----------------------	-----	----------

**CAE data**

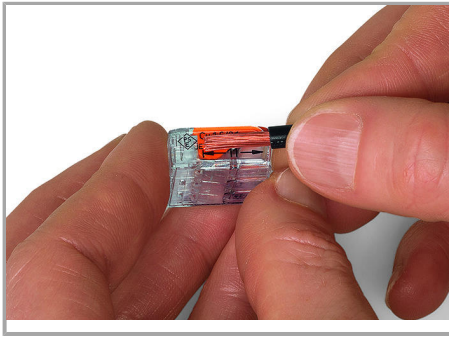
EPLAN Data Portal 221-415	URL	Download
---------------------------	-----	----------

**Handling Instructions****Conductor termination**


Subject to changes. Please also observe the further product documentation!

WAGO Kontakttechnik GmbH & Co. KG  
 Hansastr. 27  
 32423 Minden  
 Phone: +49571 887-0 | Fax: +49571 887-169  
 Email: [info.de@wago.com](mailto:info.de@wago.com) | Web: [www.wago.com](http://www.wago.com)


Do you have any questions about our products?  
 We are always happy to take your call at +34 916 621 362.



Strip conductor to 11 mm (0.43 inch).




Termination: Lift the lever to open the clamping unit and insert a stripped conductor.




Then, lower the lever to close the clamp.

#### Application



Wiring fine-stranded conductors in a junction box.



Custom low-voltage lighting system




Lighting distribution in ceiling canopy



Pendant light connection in suspended ceilings

Subject to changes. Please also observe the further product documentation!



COMPACT Splicing Connectors for All  
Conductor Types, 4 mm<sup>2</sup> (12 AWG), 221  
Series

Subject to changes. Please also observe the further product documentation!

WAGO Kontakttechnik GmbH & Co. KG  
Hansastr. 27  
32423 Minden  
Phone: +49571 887-0 | Fax: +49571 887-169  
Email: [info.de@wago.com](mailto:info.de@wago.com) | Web: [www.wago.com](http://www.wago.com)

Do you have any questions about our products?  
We are always happy to take your call at +34 916 621 362.



**Compact, lever-operated splicing connectors:**

Tool-free connection of up to five stripped, fine-stranded conductors from 0.14 ... 4 mm<sup>2</sup>, as well as solid or stranded conductors from 0.2 ... 4 mm<sup>2</sup> (24 ... 12 AWG).

**How these work:**

Pull up one of the orange operating levers to open the clamping unit. Then insert the conductor and push the lever back down, flush with the connector housing.

**Safety:**

The specially designed rest position of the lever reliably prevents accidental unclamping of a connected conductor.

Application safety, for any type of conductor (solid, stranded, fine-stranded), is confirmed by approvals like ENEC or UL.

Subject to changes. Please also observe the further product documentation!