

Data sheet | Item number: 221-413

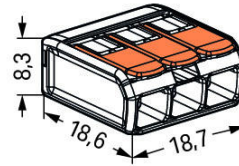
COMPACT Splicing Connector; for all conductor types; max. 4 mm²; 3-conductor; with levers; transparent housing; Surrounding air temperature: max 85°C (T85); 4,00 mm²; transparent

www.wago.com/221-413



RoHS
Compliant

BOMcheck.net



Item description

Your Benefits:

- Ease of use – pull the lever up, insert a conductor and push the lever back down

Subject to changes. Please also observe the further product documentation!

WAGO Kontakttechnik GmbH & Co. KG
Hansastr. 27
32423 Minden
Phone: +49571 887-0 | Fax: +49571 887-169
Email: info.de@wago.com | Web: www.wago.com

Do you have any questions about our products?
We are always happy to take your call at +34 916 621 362.



- Available as 2-, 3- and 5-wire connectors
- Easily terminate conductors from 0.14 to 4 mm²
- Connect solid, stranded and fine-stranded conductors
- Time savings for installers and device manufacturers
- Quickly install devices with higher levels of power consumption
- Safely install long cable runs with larger conductor cross sections
- Mounting carrier for installation conforms to standards
- Custom carriers are possible

Nota de seguridad 1:

en redes con toma de tierra

Data**Datos eléctricos****Ratings per IEC/EN 60664-1**

Datos asignados según	EN 60664
Tensión asignada (II / 2)	450 V
Tensión de choque asignada (II / 2)	4 kV
Corriente asignada	32 A
Leyenda datos asignados	(II / 2) Δ Overvoltage category II / Pollution degree 2

Approvals per UL 1059

Tensión asignada UL (Use Group C)	600 V
Corriente asignada según UL (Use Group C)	20 A

Datos de conexión

Tipo de conexión	CAGE CLAMP® (CLEMA CEPO)
Tipo de accionamiento	Tecla de accionamiento
Materiales de conductor conectables	Cobre
Sección nominal	4 mm ²
Conductor rígido	0,2 ... 4 mm ² / 24 ... 12 AWG
Conductores semi-rígidos	0,2 ... 4 mm ² / 24 ... 12 AWG
Conductor flexible	0,14 ... 4 mm ² / 24 ... 12 AWG
Longitud de pelado	11 mm / 0.43 inch
Número total de puntos de conexión	3

Subject to changes. Please also observe the further product documentation!

WAGO Kontakttechnik GmbH & Co. KG
 Hansastr. 27
 32423 Minden
 Phone: +49571 887-0 | Fax: +49571 887-169
 Email: info.de@wago.com | Web: www.wago.com

Do you have any questions about our products?
 We are always happy to take your call at +34 916 621 362.



Número total de potenciales	1
Tipo de cableado	conexión lateral

Datos geométricos

Ancho	18,7 mm / 0.736 inch
Altura	8,3 mm / 0.327 inch
Profundidad	18,6 mm / 0.732 inch

Datos de materiales

Color	transparente
Clase de inflamabilidad según UL 94	V2
Color del elemento accionador	naranja
Peso	2,5 g

Condiciones ambientales



Temperatura ambiente (servicio)	85 ... 85 °C
Continuous operating temperature	105 ... 105 °C
T-Marking per EN 60998	T85

Datos comerciales

Product Group	7 (Push Wire Conn.)
Tipo de embalaje	BOX
Country of origin	DE
GTIN	4050821808442
Customs tariff number	85369010000

Approvals / Certificates

Country specific Approvals

Logo	Approval	Additional Approval Text	Certificate name
	CCA DEKRA Certification B.V.	EN 60998	NTR NL-7642
	CCA DEKRA Certification B.V.	EN 60998	71-101731

Subject to changes. Please also observe the further product documentation!



WAGO Kontakttechnik GmbH & Co. KG
Hansastr. 27
32423 Minden
Phone: +49571 887-0 | Fax: +49571 887-169
Email: info.de@wago.com | Web: www.wago.com

Do you have any questions about our products?
We are always happy to take your call at +34 916 621 362.

Ship Approvals

Logo	Approval	Additional Approval Text	Certificate name
	ABS American Bureau of Shipping	-	18-HG1755093-PDA
	DNV GL Det Norske Veritas, Germanischer Lloyd	EN 60998	TAE000015T
	LR Lloyds Register	EN 60998	04/20013 (E8)



UL-Approvals

Logo	Approval	Additional Approval Text	Certificate name
	UL Underwriters Laboratories Inc.	UL 467	E201573
	UL Underwriters Laboratories Inc.	UL 486C	E69654

Counterpart

Compatible products

Mounting adapter

	Item no.: 221-500 Mounting carrier; 221 Series - 4 mm ² ; for DIN-35 rail mounting/screw mounting; orange	www.wago.com/221-500
	Item no.: 221-500/000-006 Mounting carrier; 221 Series - 4 mm ² ; for DIN-35 rail mounting/screw mounting; blue	www.wago.com/221-500/000-006

Subject to changes. Please also observe the further product documentation!

WAGO Kontakttechnik GmbH & Co. KG
Hansastr. 27
32423 Minden
Phone: +49571 887-0 | Fax: +49571 887-169
Email: info.de@wago.com | Web: www.wago.com

Do you have any questions about our products?
We are always happy to take your call at +34 916 621 362.

**Item no.: 221-500/000-053**Mounting carrier; 221 Series - 4 mm²; for DIN-35 rail mounting/screw mounting; dark gray-yellowwww.wago.com/221-500/000-053**Item no.: 221-503**Mounting carrier; for 3-conductor terminal blocks; 221 Series - 4 mm²; for screw mounting; whitewww.wago.com/221-503**Item no.: 221-503/000-004**Mounting carrier; for 3-conductor terminal blocks; 221 Series - 4 mm²; for screw mounting; blackwww.wago.com/221-503/000-004**Item no.: 221-513**Adaptador de fijación; para bornas de 3 conductores; Serie 221 - 4 mm²; c/tetones de anclaje p/mont. horizontal; blancowww.wago.com/221-513**Item no.: 221-513/000-004**Adaptador de fijación; para bornas de 3 conductores; Serie 221 - 4 mm²; c/tetones de anclaje p/mont. horizontal; negrowww.wago.com/221-513/000-004**Item no.: 221-523**Mounting carrier; for 3-conductor terminal blocks; 221 Series - 4 mm²; with snap-in mounting foot for vertical mounting; whitewww.wago.com/221-523**Item no.: 221-523/000-004**Adaptador de fijación; para bornas de 3 conductores; Serie 221 - 4 mm²; c/tetones de anclaje p/montaje vertical; negrowww.wago.com/221-523/000-004**Downloads****Documentation****Additional Information**

Technical explanations

03-abr-2019

pdf
2,1 MB[Download](#)**CAD/CAE-Data****CAD data**

2D/3D Models 221-413

[URL](#)[Download](#)**CAE data**

EPLAN Data Portal 221-413

[URL](#)[Download](#)**Handling Instructions****Conductor termination**

Subject to changes. Please also observe the further product documentation!

WAGO Kontakttechnik GmbH & Co. KG

Hansastr. 27


32423 Minden

Phone: +49571 887-0 | Fax: +49571 887-169


Email: info.de@wago.com | Web: www.wago.com

Do you have any questions about our products?


We are always happy to take your call at +34 916 621 362.



Strip conductor to 11 mm (0.43 inch).




Termination: Lift the lever to open the clamping unit and insert a stripped conductor.




Then, lower the lever to close the clamp.

Application



Wiring fine-stranded conductors in a junction box.



Custom low-voltage lighting system




Lighting distribution in ceiling canopy



Pendant light connection in suspended ceilings

Subject to changes. Please also observe the further product documentation!



COMPACT Splicing Connectors for All
Conductor Types, 4 mm² (12 AWG), 221
Series

Subject to changes. Please also observe the further product documentation!

WAGO Kontakttechnik GmbH & Co. KG
Hansastr. 27
32423 Minden
Phone: +49571 887-0 | Fax: +49571 887-169
Email: info.de@wago.com | Web: www.wago.com

Do you have any questions about our products?
We are always happy to take your call at +34 916 621 362.



Compact, lever-operated splicing connectors:

Tool-free connection of up to five stripped, fine-stranded conductors from 0.14 ... 4 mm², as well as solid or stranded conductors from 0.2 ... 4 mm² (24 ... 12 AWG).

How these work:

Pull up one of the orange operating levers to open the clamping unit. Then insert the conductor and push the lever back down, flush with the connector housing.

Safety:

The specially designed rest position of the lever reliably prevents accidental unclamping of a connected conductor.

Application safety, for any type of conductor (solid, stranded, fine-stranded), is confirmed by approvals like ENEC or UL.

Subject to changes. Please also observe the further product documentation!